

Universal Femoral Nail II



1.7. Vinys anomiškai adaptuotos
kairei ir dešinei pusei;

Product Information

Nail

REF. NO.	Product Description	Specification
070931300	Universal Femoral Nail II , Left	φ9x300mm
070931320	Universal Femoral Nail II , Left	φ9x320mm
070931340	Universal Femoral Nail II , Left	φ9x340mm
070931360	Universal Femoral Nail II , Left	φ9x360mm
070931380	Universal Femoral Nail II , Left	φ9x380mm
070931400	Universal Femoral Nail II , Left	φ9x400mm
070931420	Universal Femoral Nail II , Left	φ9x420mm
070932300	Universal Femoral Nail II , Right	φ9x300mm
070932320	Universal Femoral Nail II , Right	φ9x320mm
070932340	Universal Femoral Nail II , Right	φ9x340mm
070932360	Universal Femoral Nail II , Right	φ9x360mm
070932380	Universal Femoral Nail II , Right	φ9x380mm
070932400	Universal Femoral Nail II , Right	φ9x400mm
070932420	Universal Femoral Nail II , Right	φ9x420mm
070941300	Universal Femoral Nail II , Left	φ10x300mm
070941320	Universal Femoral Nail II , Left	φ10x320mm
070941340	Universal Femoral Nail II , Left	φ10x340mm
070941360	Universal Femoral Nail II , Left	φ10x360mm
070941380	Universal Femoral Nail II , Left	φ10x380mm
070941400	Universal Femoral Nail II , Left	φ10x400mm
070941420	Universal Femoral Nail II , Left	φ10x420mm
070942300	Universal Femoral Nail II , Right	φ10x300mm
070942320	Universal Femoral Nail II , Right	φ10x320mm
070942340	Universal Femoral Nail II , Right	φ10x340mm
070942360	Universal Femoral Nail II , Right	φ10x360mm
070942380	Universal Femoral Nail II , Right	φ10x380mm
070942400	Universal Femoral Nail II , Right	φ10x400mm
070942420	Universal Femoral Nail II , Right	φ10x420mm
070951300	Universal Femoral Nail II , Left	φ11x300mm
070951320	Universal Femoral Nail II , Left	φ11x320mm
070951340	Universal Femoral Nail II , Left	φ11x340mm
070951360	Universal Femoral Nail II , Left	φ11x360mm
070951380	Universal Femoral Nail II , Left	φ11x380mm
070951400	Universal Femoral Nail II , Left	φ11x400mm
070951420	Universal Femoral Nail II , Left	φ11x420mm
070952300	Universal Femoral Nail II , Right	φ11x300mm
070952320	Universal Femoral Nail II , Right	φ11x320mm
070952340	Universal Femoral Nail II , Right	φ11x340mm
070952360	Universal Femoral Nail II , Right	φ11x360mm
070952380	Universal Femoral Nail II , Right	φ11x380mm
070952400	Universal Femoral Nail II , Right	φ11x400mm
070952420	Universal Femoral Nail II , Right	φ11x420mm


Others

REF. NO.	Product Description	Length (mm)
071220060-071220115	6.9mm Femoral Neck Screw II	60-115 (5mm increments)
071210026-071210085	4.9mm Locking Screw	26-80 (2mm increments) 80-85 (5mm increments)
071230000-071230015	End Cap	0-15 (5mm increments)

990120004

1.4.6., 1.5.5
Sraigtai
suderinami su
Universalia
šlaunikaulio
vinimi

Universal Femoral Nail II



DOUBLE ENGINE MEDICAL MATERIAL CO., LTD.
No. 218 Housiang Road, Haicang District,
Xiamen 361022, P.R. China
Tel: +86 592 6877078 Fax: +86 592 6877078
E-mail: info@double-engine.com
Website: www.double-engine.com





Oblique cutting in proximal end prevent irritation to soft tissue.

Lateral flat cut design lower pressure on the lateral cortex.

Fluted treating for easier insertion and increase angular stability.

Two locking options for different fractures



Recon Locking



Standard Locking




1.4
Proksimaliniame
vinies gale 2
kiaurymės Ø6.9
mm šlaunikaulio
kaklo sraigtams



1.4 viena papildoma
kiaurymė Ø4.9 mm
rakinamam sraigtui




Locking screw designed with double lead thread for easier insertion. (combined advantages of screws with high pitch and high grip)



Medial-lateral angle of 5° allows insertion at the tip of the great trochanter.

1.2 Vinis medialinėje
lateralinėje
plokštumoje lenkta 5°

Anatomical design



Anteverson design guarantees two femoral neck screws centered in the femoral head.



proximal distal

Slide hole design in both proximal and distal end for intraoperative compression options.

Improved locking options



- Higher angular stability through multiplanar screws in distal end.
- Less damage of soft tissues.
- Improved mechanical resistance.

1.1 skirta kombinuotiems šlaunikaulio diafizės bei karklo lūžiams

Indications

Standard locking indications

- Femoral shaft fractures

Recon locking indications

- Combined femoral shaft and neck fractures
- Subtrochanteric fractures



Warning

This flyer is just for understanding the specific product features. For clinical usage, please refer to the surgical guide. Instruction by experienced surgeon is highly recommended.